

2020 Census

1

Population	3,354
------------	-------

Deviation	0
-----------	---

Deviation %	0.0%
-------------	------

Other	63
-------	----

Other %	1.9%
---------	------

Latino	2,985
--------	-------

Latino %	89.0%
----------	-------

Asian	295
-------	-----

Asian %	8.8%
---------	------

Black	11
-------	----

Black %	0.3%
---------	------

Citizen Voting Age Population (CVAP)

1

Total CVAP	864
------------	-----

Other CVAP	59
------------	----

Other CVAP %	6.9%
--------------	------

Latino CVAP	633
-------------	-----

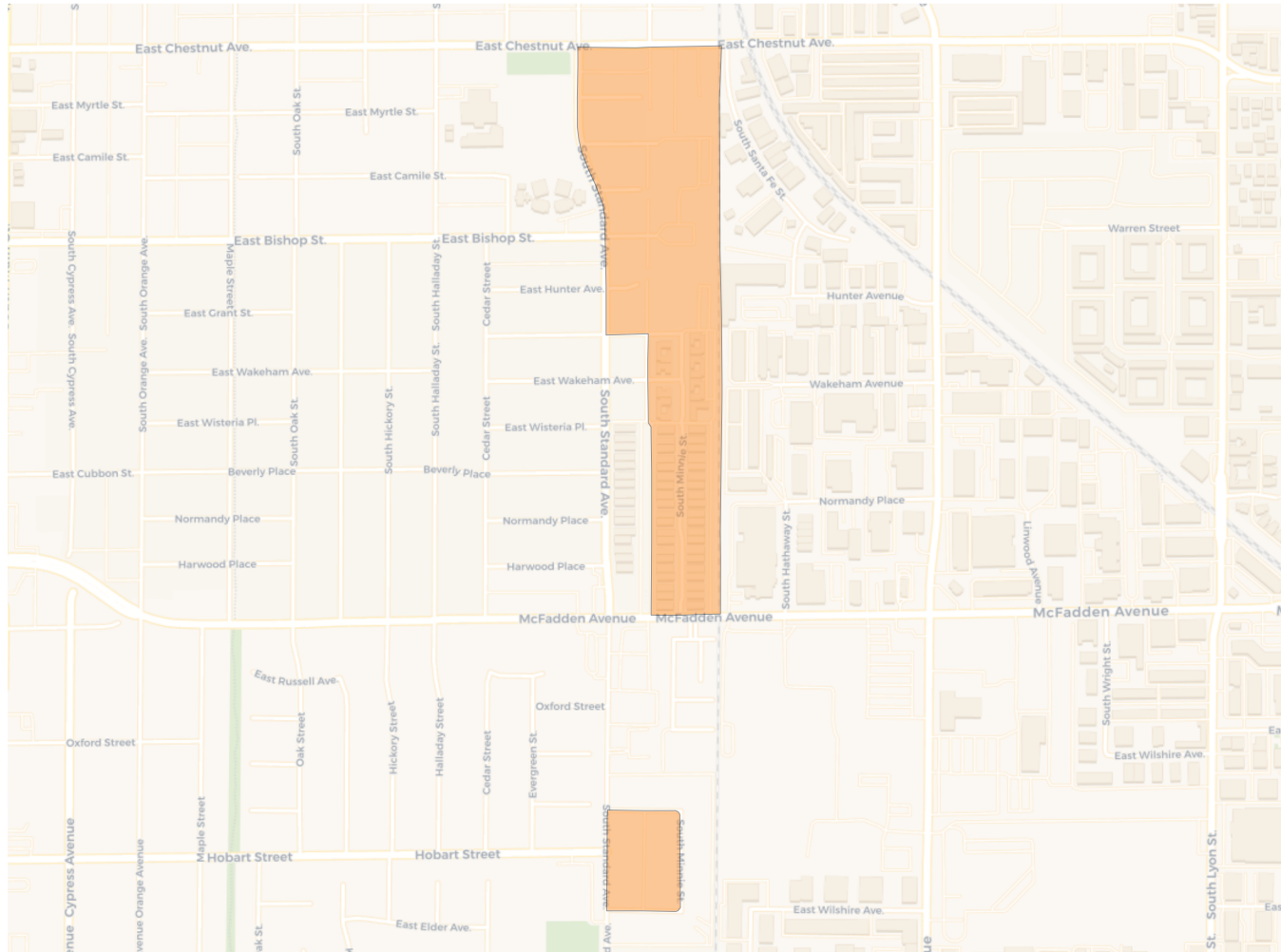
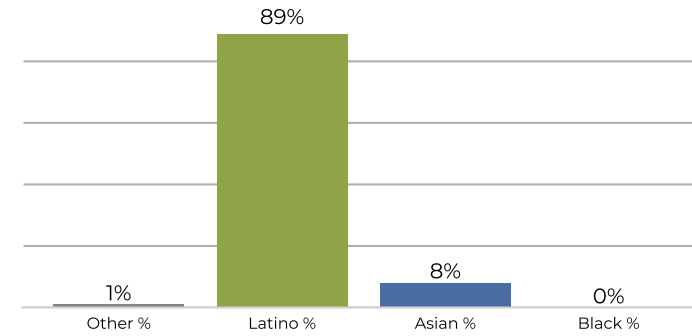
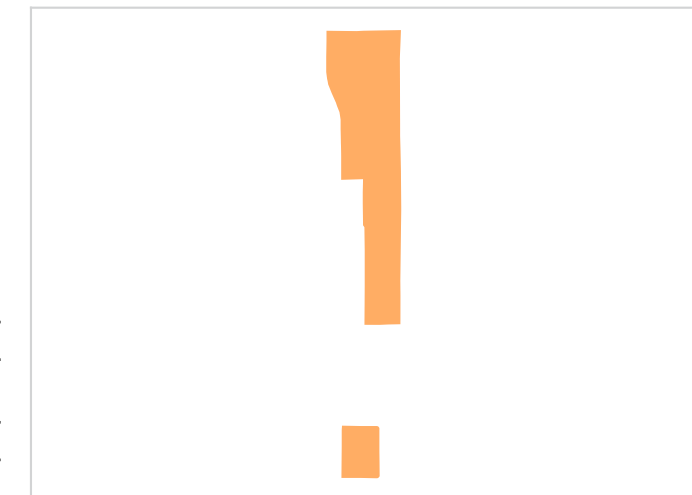
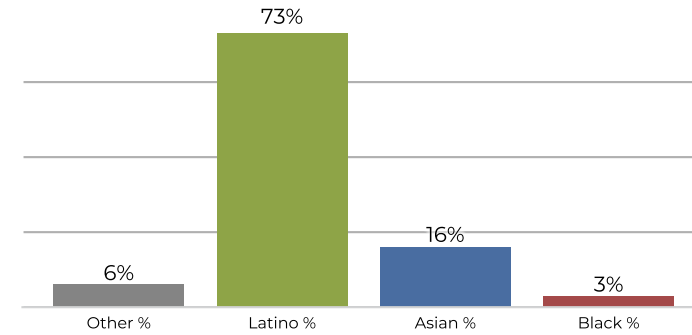
Latino CVAP %	73.2%
---------------	-------

Asian CVAP	141
------------	-----

Asian CVAP %	16.3%
--------------	-------

Black CVAP	31
------------	----

Black CVAP %	3.6%
--------------	------

District 1

2020 Census

Citizen Voting Age Population


Population	Deviation	Deviation %	Other	Other %	Latino	Latino %	Asian	Asian %	Black	Black %
3,354	0	0.0%	63	1.9%	2,985	89.0%	295	8.8%	11	0.3%
Total CVAP	Other CVAP	Other CVAP %	Latino CVAP	Latino CVAP %	Asian CVAP	Asian CVAP %	Black CVAP	Black CVAP %		
864	59	6.9%	633	73.2%	141	16.3%	31	3.6%		