

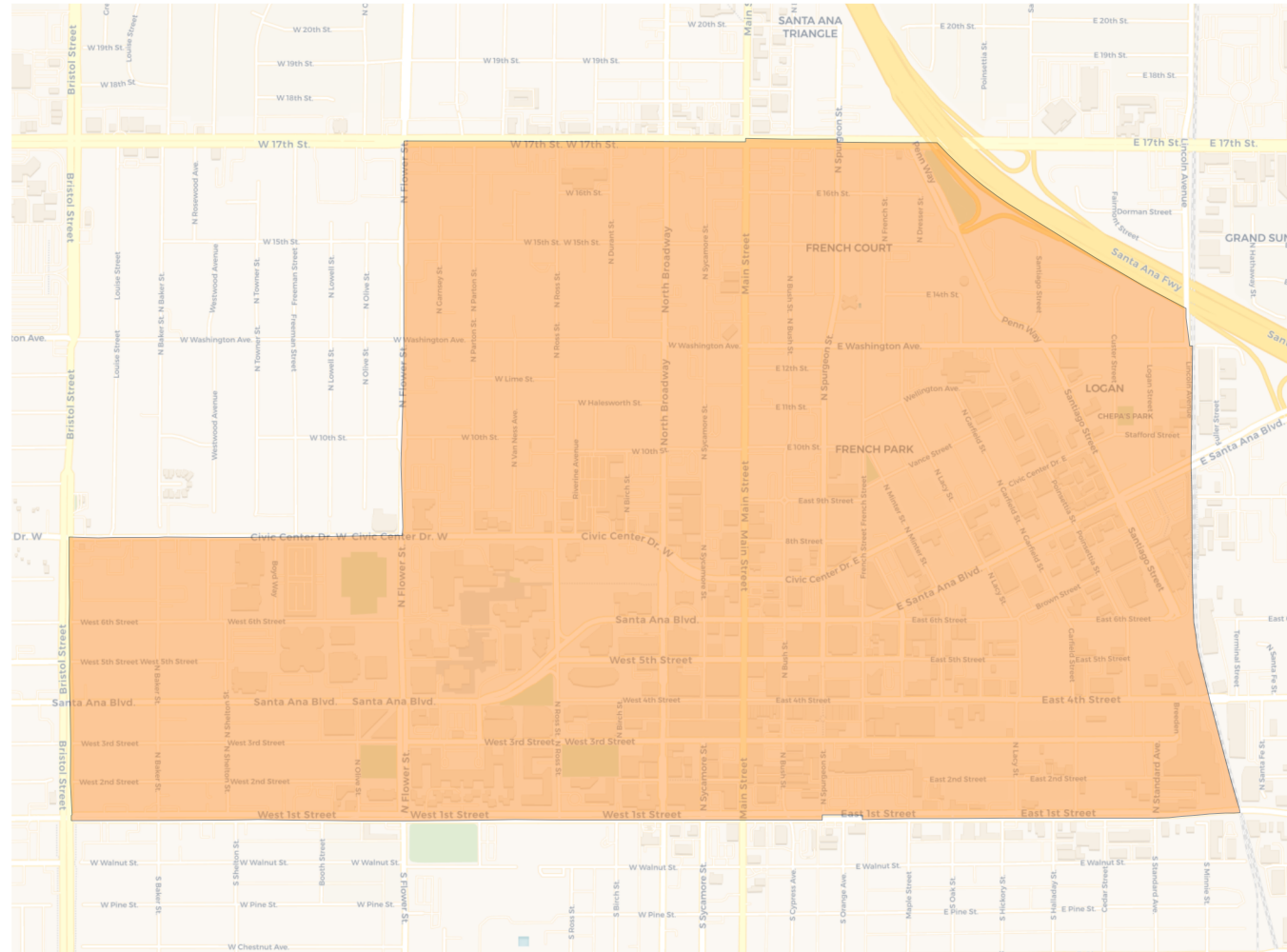
2020 Census

	1
Population	29,842
Deviation	0
Deviation %	0.0%
Other	2,843
Other %	9.5%
Latino	25,122
Latino %	84.2%
Asian	1,436
Asian %	4.8%
Black	441
Black %	1.5%

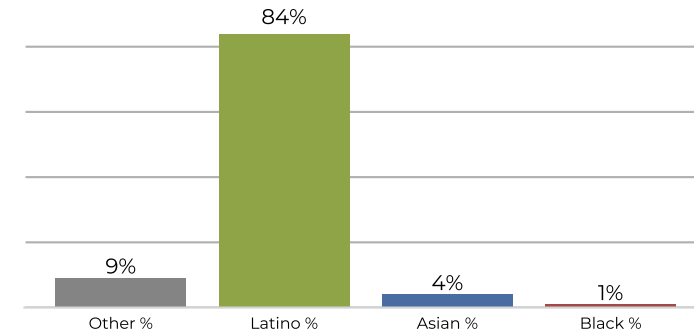
Citizen Voting Age Population (CVAP)

	1
Total CVAP	10,111
Other CVAP	2,252
Other CVAP %	22.3%
Latino CVAP	6,804
Latino CVAP %	67.3%
Asian CVAP	859
Asian CVAP %	8.5%
Black CVAP	196
Black CVAP %	1.9%

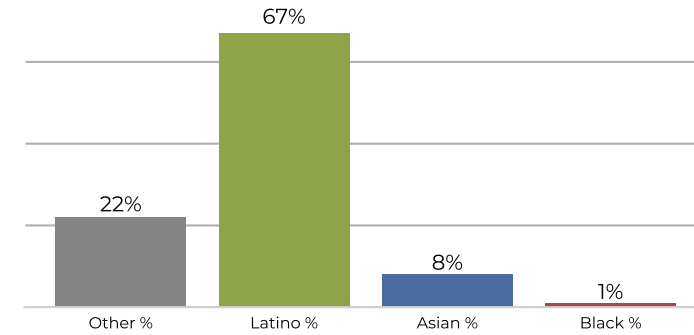
District 1



2020 Census



Citizen Voting Age Population



Population	Deviation	Deviation %	Other	Other %	Latino	Latino %	Asian	Asian %	Black	Black %
29,842	0	0.0%	2,843	9.5%	25,122	84.2%	1,436	4.8%	441	1.5%
Total CVAP	Other CVAP	Other CVAP %	Latino CVAP	Latino CVAP %	Asian CVAP	Asian CVAP %	Black CVAP	Black CVAP %		
10,111	2,252	22.3%	6,804	67.3%	859	8.5%	196	1.9%		