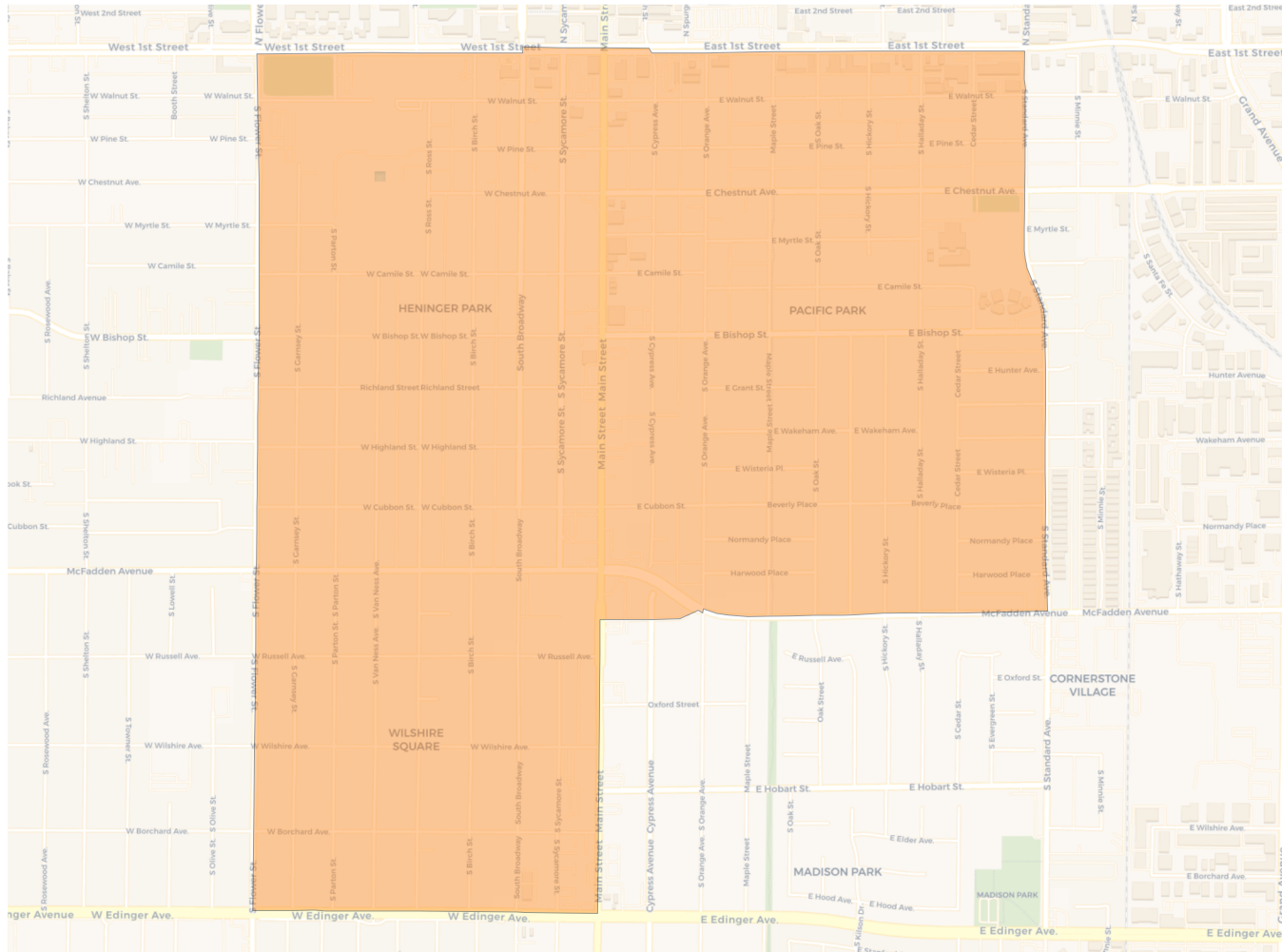
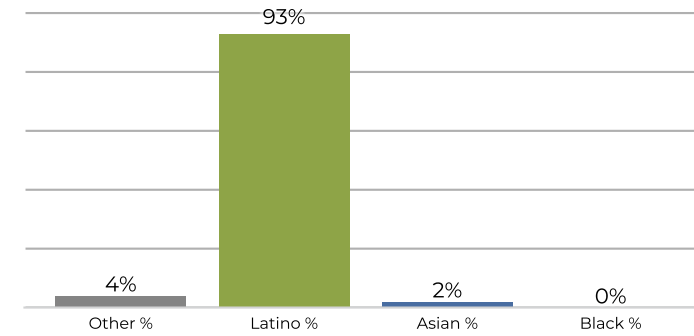

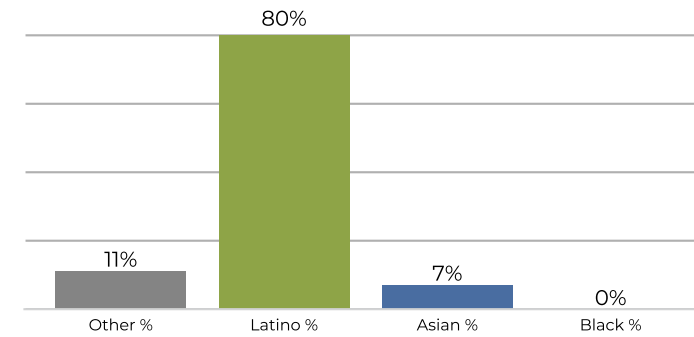


2020 Census

	1
Population	22,036
Deviation	0
Deviation %	0.0%
Other	1,034
Other %	4.7%
Latino	20,490
Latino %	93.0%
Asian	472
Asian %	2.1%
Black	40
Black %	0.2%

Citizen Voting Age Population (CVAP)

	1
Total CVAP	8,494
Other CVAP	948
Other CVAP %	11.2%
Latino CVAP	6,854
Latino CVAP %	80.7%
Asian CVAP	664
Asian CVAP %	7.8%
Black CVAP	28
Black CVAP %	0.3%

District 1

2020 Census

Citizen Voting Age Population


Population	Deviation	Deviation %	Other	Other %	Latino	Latino %	Asian	Asian %	Black	Black %
22,036	0	0.0%	1,034	4.7%	20,490	93.0%	472	2.1%	40	0.2%
Total CVAP	Other CVAP	Other CVAP %	Latino CVAP	Latino CVAP %	Asian CVAP	Asian CVAP %	Black CVAP	Black CVAP %		
8,494	948	11.2%	6,854	80.7%	664	7.8%	28	0.3%		